

# 第3课 身体

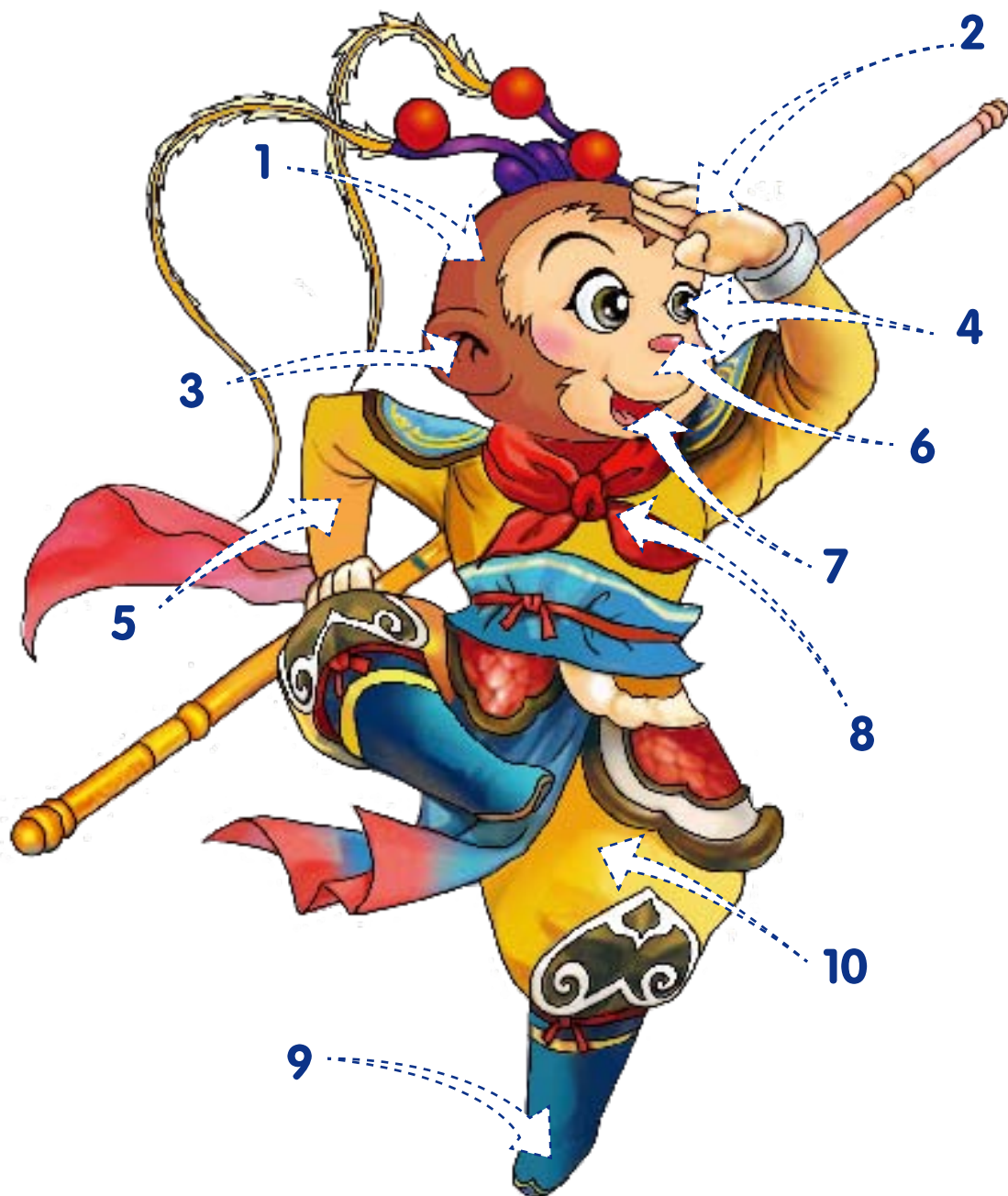
shēn tǐ



Warm up 热身



- Listen and repeat. Then tell your teacher what part of the Monkey king you like best.  
听录音，跟读。然后告诉老师你最喜欢美猴王的什么地方。



3

Body



Let's recognize 认一认



头  
tóu  
head

嗓子  
sǎngzi  
throat

牙  
yá  
teeth

肚子  
dùzi  
abdomen

胳膊  
gēbo  
arm



看医生  
kàn yīshēng  
see the doctor



疼  
téng  
ache



怎么了

zěnmēle

What's the matter?

吧

ba

(a modal particle)

好的

hǎode

okay

## Exercises 练一练



1 Listen and mark the tones. 听录音，写声调。



gebo



kan yisheng



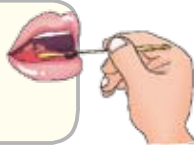
duzi



zenmele





sangzi



haode



2 Listen and number the pictures. 听录音，填序号。



3 Rearrange the *pinyin* letters to compose three words. 按顺序排列字母，组成三个词。

throat

s i a  
z n g

---



---



---

abdomen

z i  
d u

---



---



---

arm

b g  
e o

---



---



---

4 With two partners in a group, one trace the *pinyin*, the other colors the part that the *pinyin* refers to. 两人一组，一人描拼音，另一人把拼音所指的部位涂上颜色。

gēbo

tóu

yá

dùzi

## Activity 课堂活动



- Please stand up. Listen to the recording and repeat, at the same time pointing to the corresponding parts on your body. Let's see who can do it fast and well. 请站起来。听录音，跟读，同时快速指出自己身上的相应部位。看谁做得又快又好。

鼻子，耳朵，鼻子，头。  
bízi ěrduo bízi tóu

肚子，胳膊，肚子，手。  
dùzi gēbo dùzi shǒu

眼睛，鼻子，眼睛，嘴。  
yǎnjing bízi yǎnjing zuǐ

胳膊，肚子，胳膊，腿。  
gēbo dùzi gēbo tuǐ

